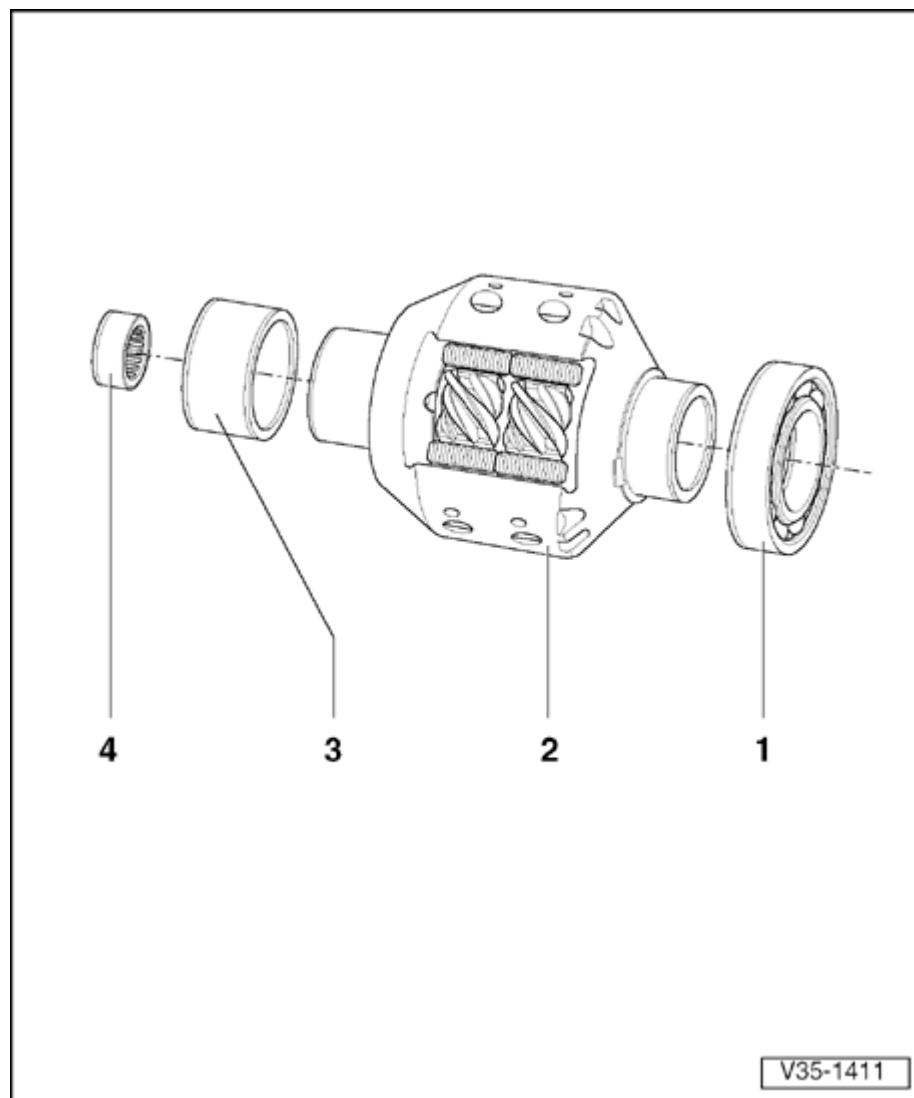


Bearings for Torsen differential, servicing

Special tools, testers and auxiliary items required:

- ◆ Thrust plate VW 401
- ◆ Thrust plate VW 402
- ◆ Press tool VW 407
- ◆ Press tool VW 412
- ◆ Press tool VW 432
- ◆ Thrust plate VW 447h
- ◆ Clamping sleeve 3116
- ◆ Thrust piece 3118
- ◆ Separating device 22-115 mm, e.g. Kukko 17/2
- ◆ Internal puller 30-37 mm, e.g. Kukko 21/5

◆ Counter support e.g. Kukko 22/1

**1 - Ball bearing for Torsen differential**

- ◆ Pressing off ⇒ [Fig. 1](#)
- ◆ Pressing on ⇒ [Fig. 2](#)

2 - Torsen differential

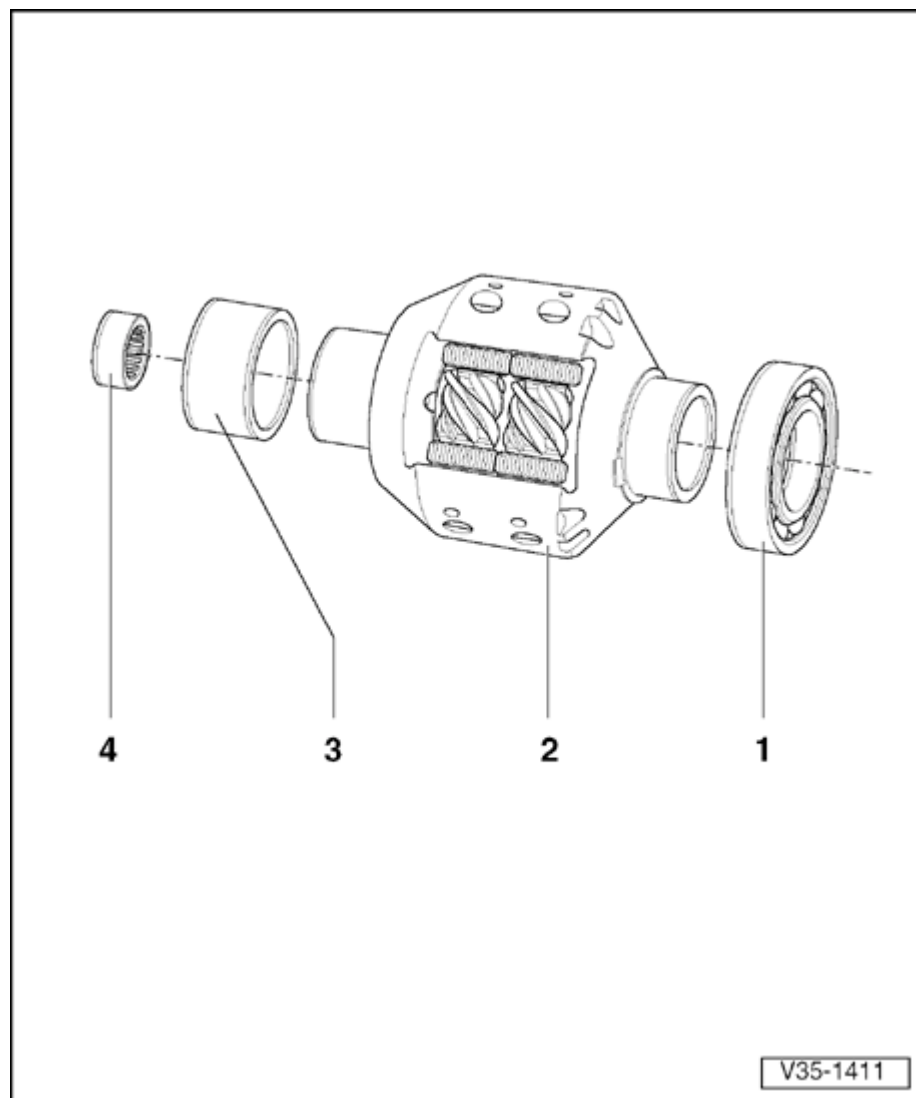
- ◆ Can only be serviced by manufacturer

3 - Inner race for needle bearing for Torsen differential

- ◆ Pulling off ⇒ [Fig. 3](#)
- ◆ Pressing on ⇒ [Fig. 4](#)

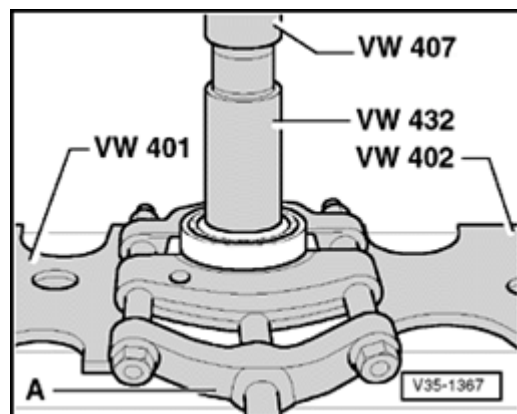
4 - Needle bearing for drive pinion/Torsen differential

- ◆ Pulling out ⇒ [Fig. 5](#)
- ◆ Pressing in ⇒ [Fig. 6](#)

**Note:**

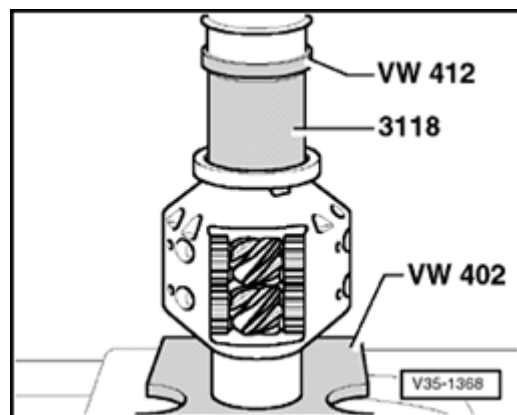
The shims for the Torsen differential must be re-determined after replacing the following parts ⇒ [Page 34-85](#) :

- ◆ End cover
- ◆ Inner race for needle bearing
- ◆ Torsen differential
- ◆ Ball bearing for Torsen differential



A **Fig. 1 Pressing off ball bearing for Torsen differential**

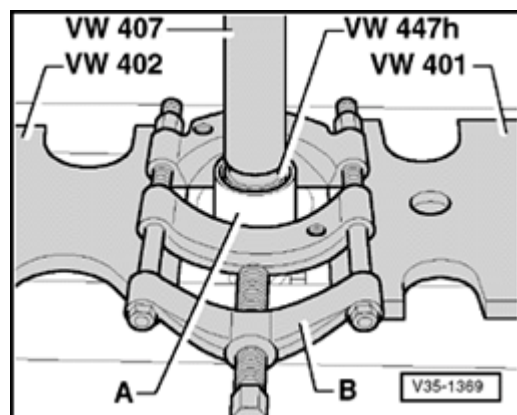
A - Separating device 22-115 mm, e.g. Kukko 17/2



A **Fig. 2 Pressing on ball bearing for Torsen differential**

◆ Press piece 3118 with shoulder towards press tool VW 412

34-101

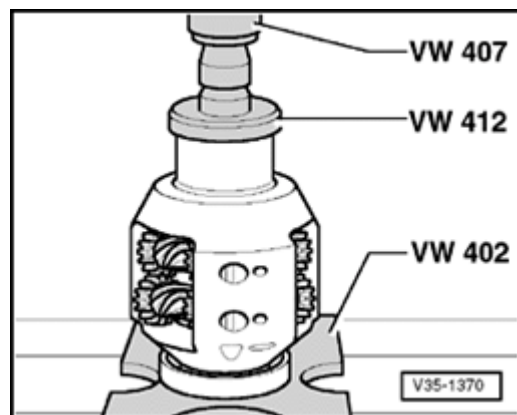


A

Fig. 3 Pulling off inner race for needle bearing for Torsen differential

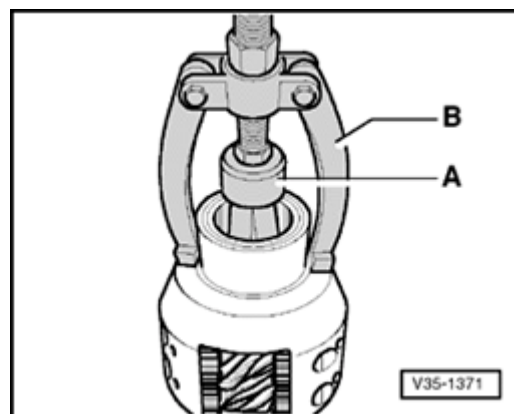
A - Inner race

B - Separating device 22-115 mm, e.g. Kukko 17/2



A

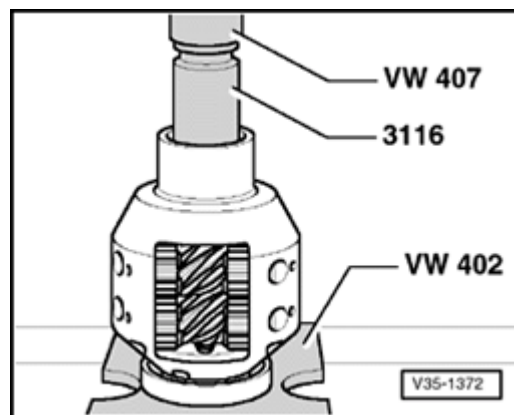
Fig. 4 Pressing on inner race for needle bearing for Torsen differential



A **Fig. 5 Pulling out needle bearing for drive pinion/Torsen differential**

A - Internal puller 30-37 mm, e.g. Kukko 21/5

B - Counter support, e.g. Kukko 22/1



A **Fig. 6 Pressing in needle bearing for drive pinion/Torsen differential**

- Press in needle bearing flush.