

## Cover with Torsen differential, removing and installing

- Transmission installed

### Special tools and equipment

- ◆ 3337 ring spanner 7-piece set (only for vehicles with 6-cylinder engine)
- ◆ VAG1306 drip tray

### Removing

#### 4-cylinder engine

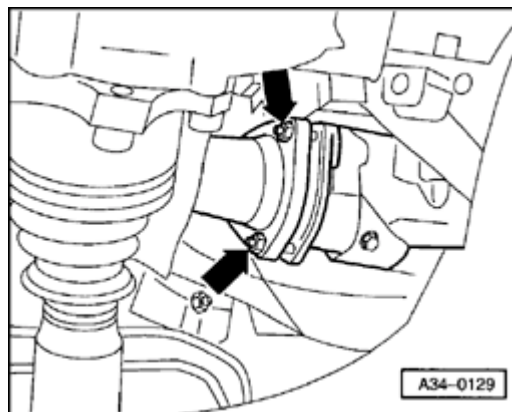
- Remove rear section of exhaust system (rearward of exhaust pipe clamp).

⇒ Repair Manual, Engine Mechanical, Repair Group 26

#### 6-cylinder engine

- Remove Heated Oxygen Sensor (HO2S) from right exhaust pipe using 3337 ring spanner 7-piece set, and move clear to side.
- Remove heat shield above right drive axle.

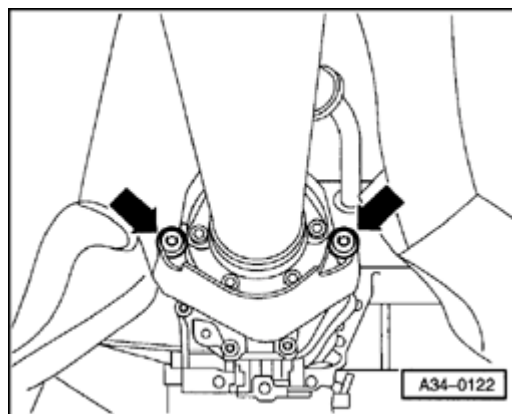
34-40



- A**
- Remove front exhaust pipe together with Three Way Catalytic Converter (TWC) (right side) from exhaust manifold (arrows) (3 nuts).

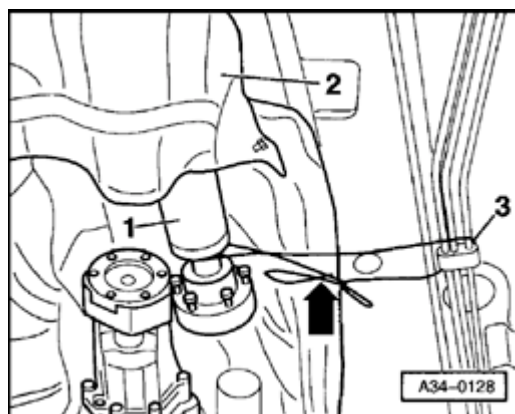
⇒ Repair Manual, Engine Mechanical, Repair Group 26

**All models**

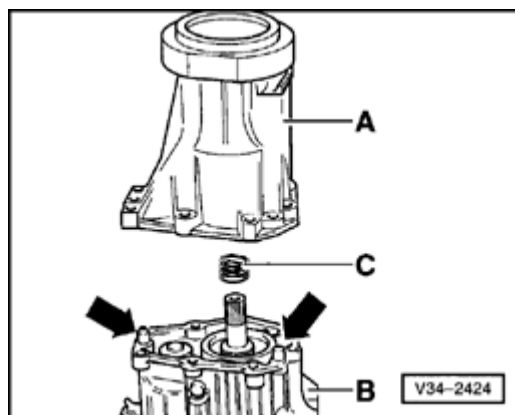


- A**
- Remove heat shield for driveshaft from Torsen differential cover (arrows).

34-41



- A**
- Remove driveshaft -1- from transmission and rest it on heat shield -2-.
  - Secure driveshaft to fuel line bracket -3- using wire (arrow).
  - Place VAG1306 underneath and drain gear oil.



- A**
- Remove cover -A- together with Torsen differential from transmission cover -B-.

**Note:**

*Illustration is shown with transmission removed.*

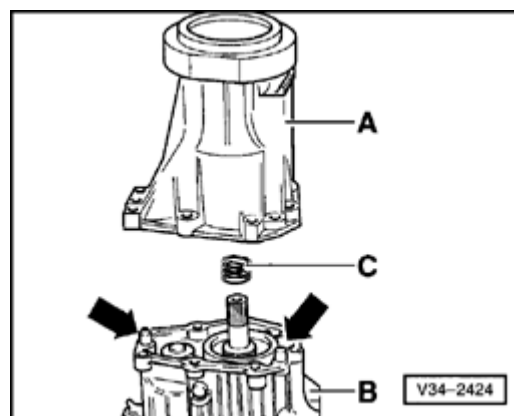
- Remove compression spring -C- from drive pinion.

Torsen differential cover, servicing, removing and installing ⇒ [Page 34-68](#)

## Installing

Install in reverse order of removal, note the following:

- Clean sealing surfaces and coat with AMV 188 000 02.
- Make sure dowel sleeves for Torsen differential cover -A- are installed in transmission cover -B- (arrows).
- Install compression spring -C- over drive pinion onto hollow shaft
- Install driveshaft ⇒ [Page 39-71](#) .
- Check oil level in transmission and top up if necessary ⇒ [Page 34-38](#) .
- Align exhaust system free of stress.



⇒ Repair Manual, Engine Mechanical, Repair Group 26

## Tightening torque

| Component   | Tightening torque |
|---|-------------------|
| Cover with Torsen differential to transmission          | 25 Nm (18 ft lb)  |
| Driveshaft to transmission                              | 55 Nm (41 ft lb)  |
| Heat shield for driveshaft to Torsen differential cover | 25 Nm (18 ft lb)  |