

Power steering pump, testing delivery

Power steering pump (4-cyl. engine), testing delivery

Special tools, test equipment and auxiliary items

- ◆ VAG1402
- ◆ VAG1402/3 adaptor
- ◆ 3094 hose clamps

Testing delivery

- Pinch off suction and return lines using 3094 hose clamps.
- Disconnect pressure line from power steering pump.
- Screw VAG1402/3 adapter into power steering pump in place of banjo bolt.
- Close pressure guage shutoff valve (lever set to left).

- Remove 3094 hose clamps.

- Start engine and top off fluid in reservoir (if necessary).
- Measure pressure reading at idle speed:
 - ◆ Do not measure for longer than 10 seconds
 - ◆ Specified value: 110-120 bar (1595-1740 psi)

If specified value is not attained:

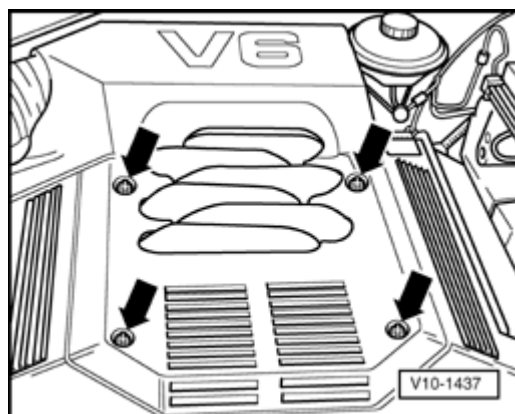
- Replace power steering pump ⇒ [page 48-56](#) .
- Check hydraulic fluid level ⇒ [page 48-22](#) .
- Check steering system for leaks ⇒ [page 48-25](#) .
- Bleed steering system ⇒ [page 48-24](#) .

Power steering pump (6-cyl. engine), testing delivery

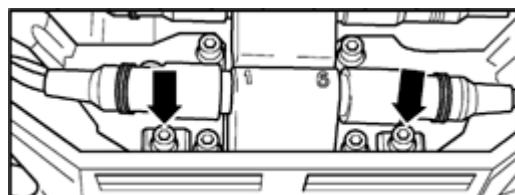
Special tools, test equipment and auxiliary items

- ◆ VAG1402
- ◆ VAG1402/3 adaptor
- ◆ 3094 hose clamp

Models with 6-cylinder engine



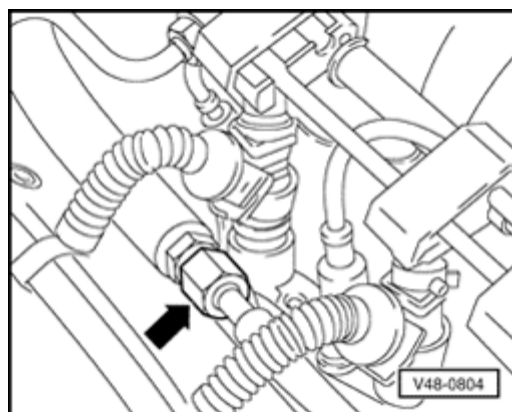
- ▲ - Unclip top engine cover and remove.



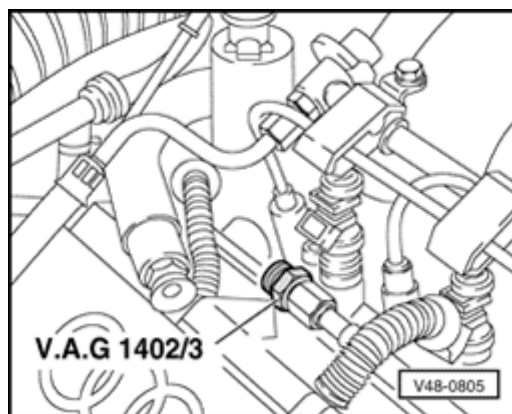
- ▲ - Unbolt ribbed belt cover.

48-41

- Pinch off suction hose using 3094 hose clamp.

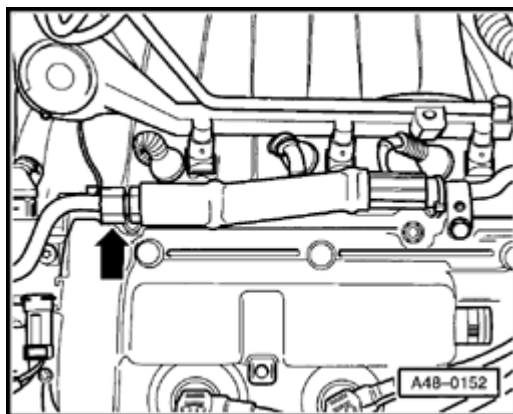


- A** - Press spring clip and disconnect harness connector from fuel injector.
- Counter-hold at hex on flexible hose and remove supply line from flexible hose (arrow).



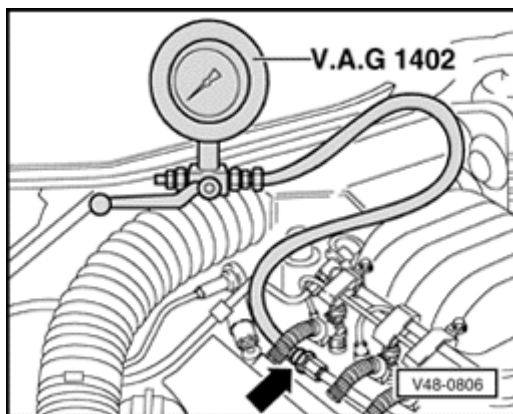
- A** - On vehicles with V6 2V engine: screw VAG1402/3 adapter into power steering pump in place of flexible hose.

48-42



A

- On vehicles with V6 5V engine: counter-hold at hex on flexible hose and remove supply line from flexible hose (arrow).
- Screw VAG1402 pressure gauge hose to expansion hose.



A

- Screw VAG1402 pressure gauge hose to VAG1402/3 adapter.
- Close pressure gauge shut-off valve (lever positioned toward left).
- Reconnect fuel injector harness connector.
- Remove hose clamp from suction hose.
- Start engine and top off reservoir (if necessary).
- With engine idling, read power steering pump pressure on gauge.
 - ◆ Do not measure for longer than 10 seconds
 - ◆ Specified value: 110-120 bar (1595-1740 psi)

If specified value is not attained:

- Replace power steering pump ⇒ [page 48-56](#) .
- Check hydraulic fluid level ⇒ [page 48-22](#) .
- Check steering system for leaks ⇒ [page 48-25](#) .
- Bleed steering system ⇒ [page 48-24](#) .