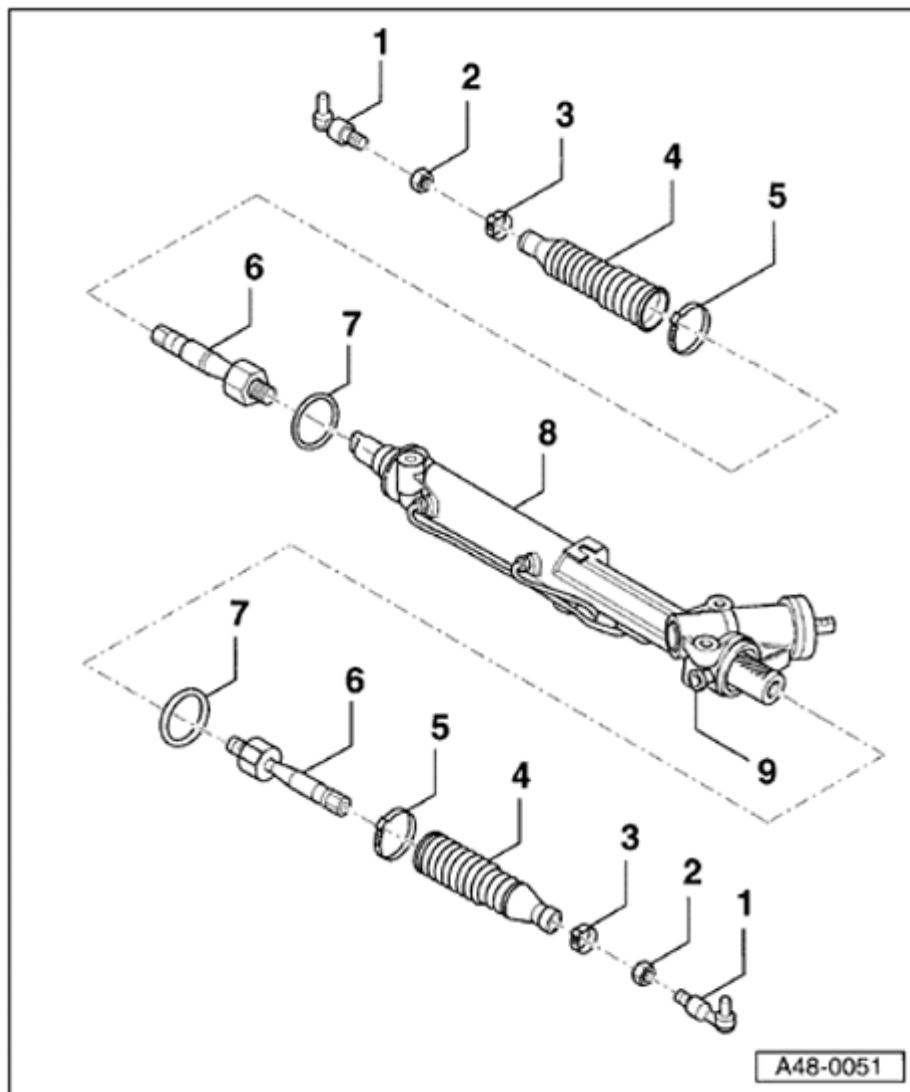


48-17



## Steering gear

Steering gear without dampener (4-cyl. engine), disassembling and assembling

### **CAUTION!**

**Do not attempt to weld or straighten the steering gear components.**

### **Notes:**

- ◆ Always replace self-locking nuts and bolts.
- ◆ Only grease the rack with steering gear grease Part No. AOF 063 000 04.
- ◆ Hydraulic fluid: Part No. G 002 000

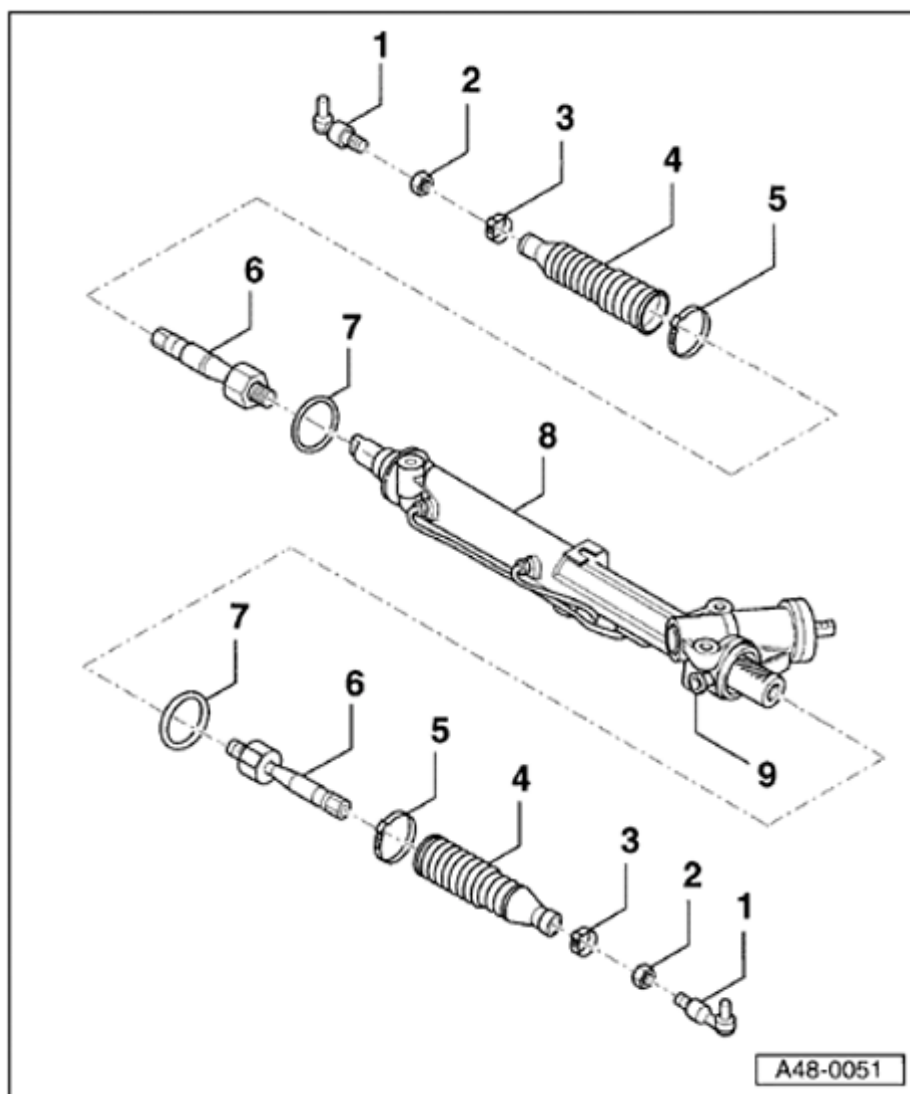
### **CAUTION!**

**Part numbers are listed here for reference only. Always check with your Parts department for the latest information.**

### **1 - Tie rod end**

- ◆ Make sure dust caps are seated correctly and not damaged

48-18

**2 - Nut**

- ◆ 40 Nm (30 ft lb)

**3 - Clamp**

- ◆ Always replace

**4 - Boot**

- ◆ Check for damage
- ◆ Can be replaced with steering gear installed
- ◆ Must not be twisted after adjusting rack

**5 - Clamp**

- ◆ Always replace
- ◆ Tighten using VAG1275

**6 - Inner tie rod end**

- ◆ 100 Nm (74 ft lb)
- ◆ Grease joint using steering gear grease A0F 063 000 04

**7 - O-ring**

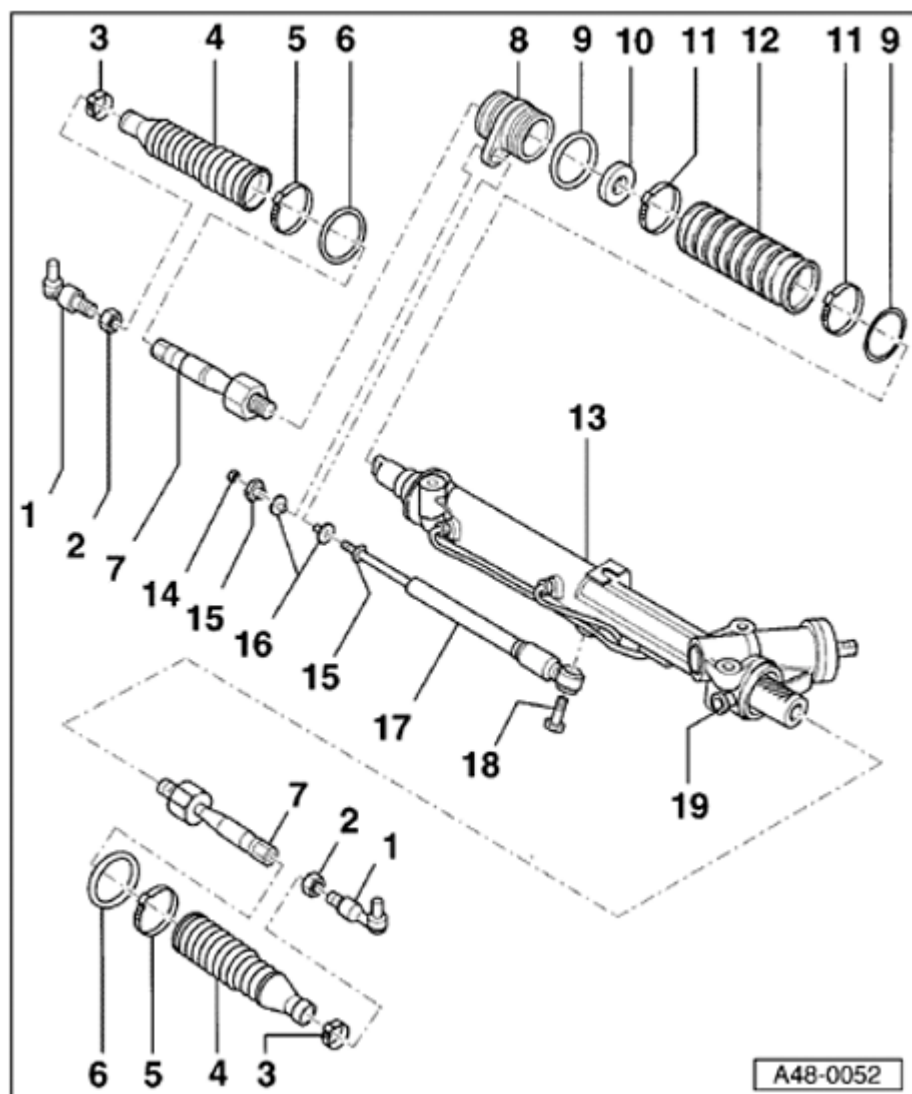
- ◆ Always replace

**8 - Power steering gear**

- ◆ Grease rack using steering gear grease A0F 063 000 04

**9 - Screw plug**

- ◆ 13 Nm (10 ft lb)
- ◆ For centering steering



### Steering gear with dampener (6-cyl. engine), disassembling and assembling

#### **CAUTION!**

**Do not attempt to weld or straighten the steering gear components.**

#### **Notes:**

- ◆ Always replace self-locking nuts and bolts.
- ◆ Only grease the rack with steering gear grease Part No. AOF 063 000 04.
- ◆ Hydraulic fluid: Part No. G 002 000

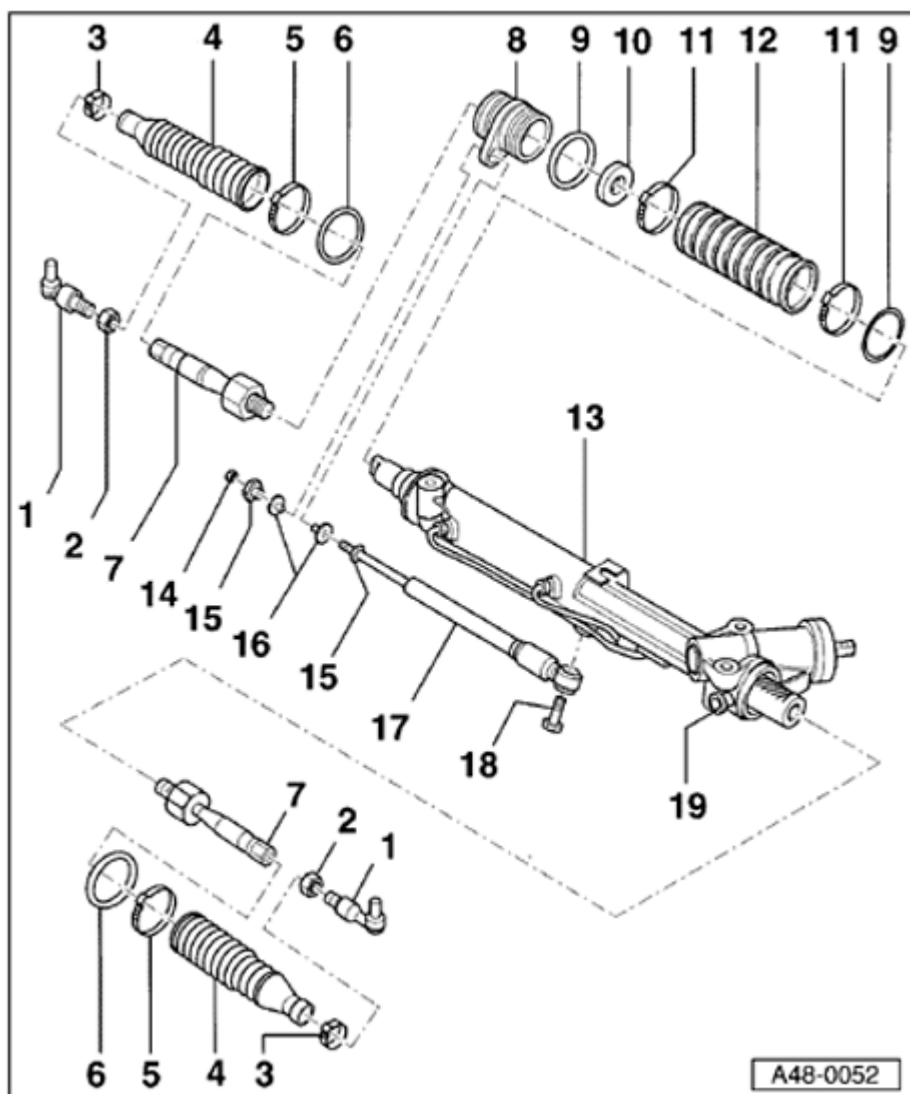
#### **CAUTION!**

**Part numbers are listed here for reference only. Always check with your Parts department for the latest information.**

#### **1 - Tie rod end**

- ◆ Make sure dust caps are seated correctly and not damaged

48-20

**2 - Nut**

- ◆ 40 Nm (30 ft lb)

**3 - Clamp**

- ◆ Always replace

**4 - Boot**

- ◆ Check for damage
- ◆ Can be replaced with steering gear installed
- ◆ Must not be twisted after adjusting rack

**5 - Clamp**

- ◆ Always replace
- ◆ Tighten using VAG1275

**6 - O-ring**

- ◆ Always replace

**7 - Inner tie rod end**

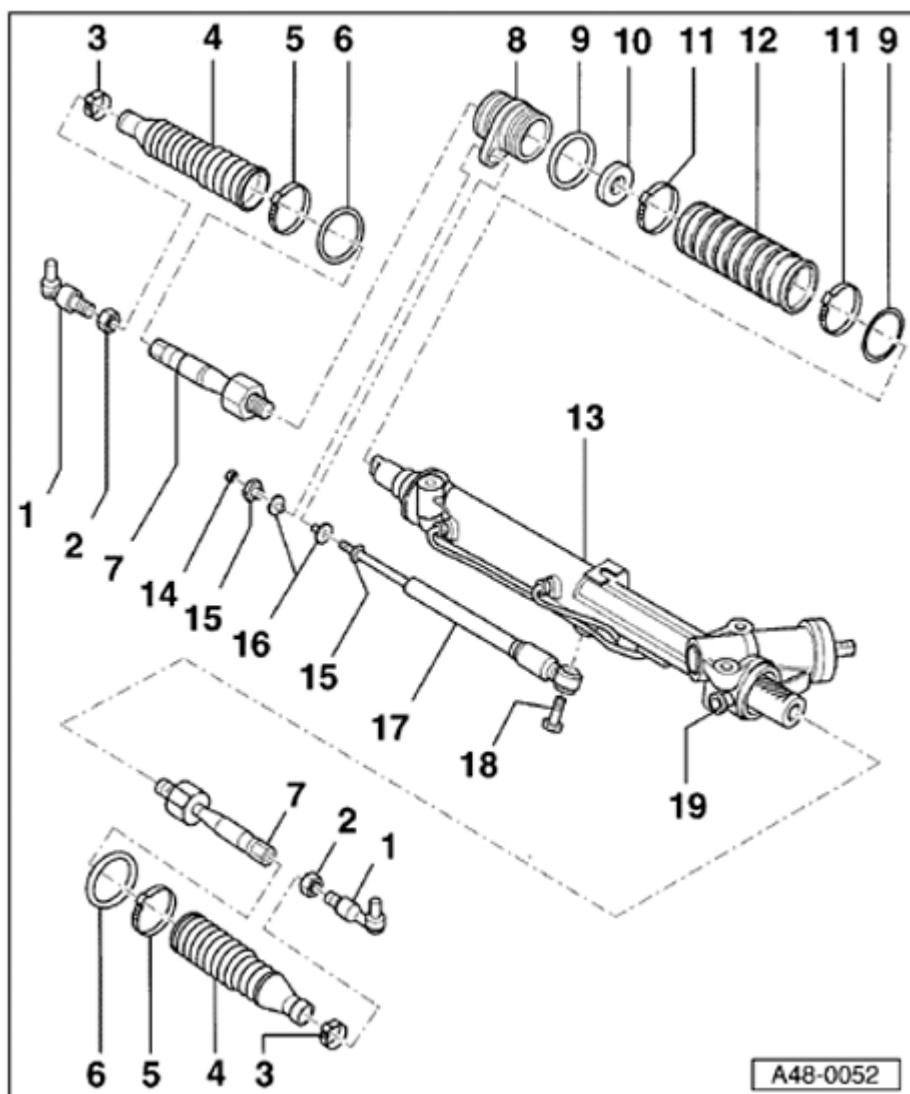
- ◆ 100 Nm (74 ft lb)
- ◆ Grease joint using steering gear grease A0F 063 000 04

**8 - Steering damper bracket****9 - O-ring**

- ◆ Always replace

**10 - Dished washer**

48-21

**11 - Clamp**

- ◆ Always replace
- ◆ Tighten using VAG1275

**12 - Boot**

- ◆ Check for damage
- ◆ Can be replaced with steering gear installed

**13 - Power steering gear**

- ◆ Grease rack using steering gear grease A0F 063 000 04

**14 - Nut**

- ◆ 10 Nm (7 ft lb)
- ◆ To loosen and tighten, counter hold on steering damper piston rod hex

**15 - Bushing****16 - Rubber bushing**

- ◆ Two part

**17 - Steering damper****18 - Bolt**

- ◆ 35 Nm (26 ft lb)

**19 - Screw plug**

- ◆ 13 Nm (10 ft lb)
- ◆ For centering steering