

01-74

Read Measuring Value Block (function 08)

Test requirements:

- Coolant Temperature at least 80 ° C.
- Electrical consumers switched off (radiator fan must NOT run during test).
- A/C switched off.

Test sequence

- Connect VAS5051 tester ⇒ [Page 01-7](#) and select vehicle system "01 - Engine electronics". Ignition must remain switched on for this.

or, depending on desired operation:

- Start engine.

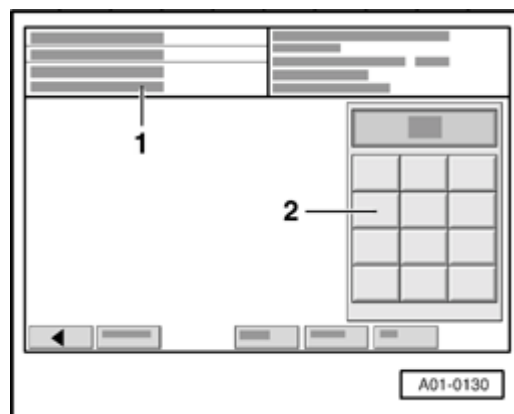


Display on VAS5051:

- Select diagnostic function "08 - read measured value block" in selection -1-.



01-75



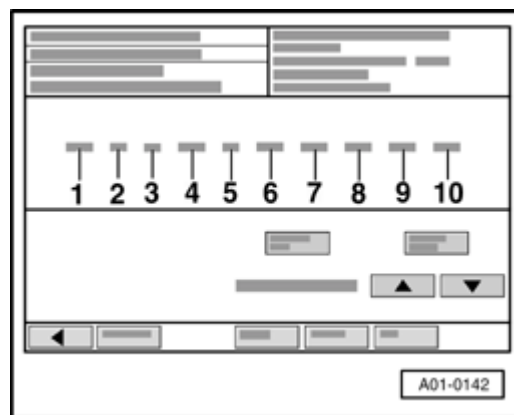
➤ Display on VAS5051:

1 - Enter display group Max. input value = 255

- Enter desired 3-digit display group number in button field -2- and press -Q- button to confirm input.

Note:

Which display group should be chosen depends on current function and component tests.

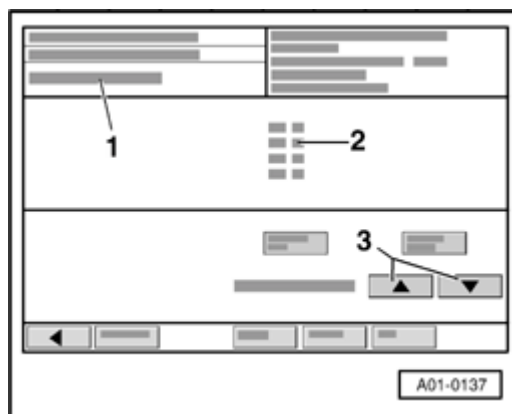


➤ Indicated on VAS5051 for display group 000:

1 - Display group 0

2 - Display field 1 2 3 4 5 6 7 8 9 10

01-76



◀ Indicated on VAS5051 for display group 001 to 255:

1 - Display group X

2 - Display field 1

Display field 2

Display field 3

Display field 4

Notes:

- ◆ If no display follows, a display field is not assigned.
- ◆ To switch to a different display group, proceed as follows:

Display group	VAS5051 tester
higher	Press ▲ button.
Lower	Press ▼ button.

- Press "08 - erase DTC memory" to end function ◀ button.