

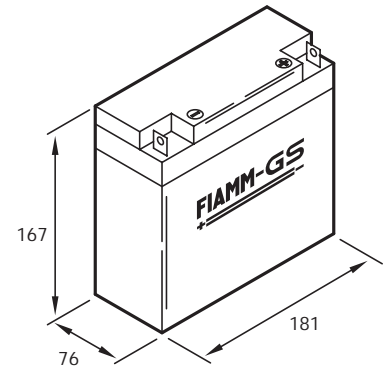
TECHNICAL DATA SHEET OF FG 21803

FIAMM-GS

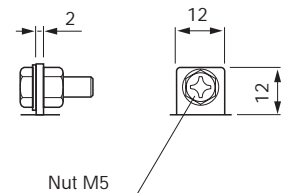
Performance Specification for battery type FG 21803

Battery dimensions (mm)

Nominal Voltage	12 Volts
Nominal Capacity	
at 20 hour rate	18 Ah
at 10 hour rate (1,60 A)	15,5 Ah
at 5 hour rate (2,08 A)	14,0 Ah
at 1 hour rate (18 A)	9 Ah
Dimension (mm)	Length=181, Width=76, Height=167
Approximate weight	6,2 kg
Energy Density	91Wh/l
Specific Energy	33,9Wh/kg
Internal Resistance (Fully charged battery)	10,5 mΩ
Maximum discharge current in 1 minute discharge	108 A
Maximum discharge current in 5 seconds discharge	270 A
Recommended charging tension (temperature=20°C)	
floating use:13,5-13,8 V	cyclic use:14,4-15,0 V
Thermal compensation factor	
floating use: -18mV/°C	cyclic use: -30mV/°C
Maximum charging current	4,5 A
Terminals	Bolt and Nut M5
Vibration Test (2000 cycles/minute, 2,55 mm excursion, 2 hours)	No loss in capacity or performance
Shelf life - % of nominal capacity at 20°C	
1 month	97%
3 months	91%
6 months	83%
Storage temperature	-20°C to 40°C
Operative temperature Range	
Charge	0°C to 40°C
Discharge	-20°C to 50°C
Case material	Acrylonitrile-Butadiene-Styrene
	Standard Version: According to UL-94 HB
	Also available: According to UL-94 V0
Life expectancy (Stand-by)	3 to 5 years according Eurobat standards



Terminal type



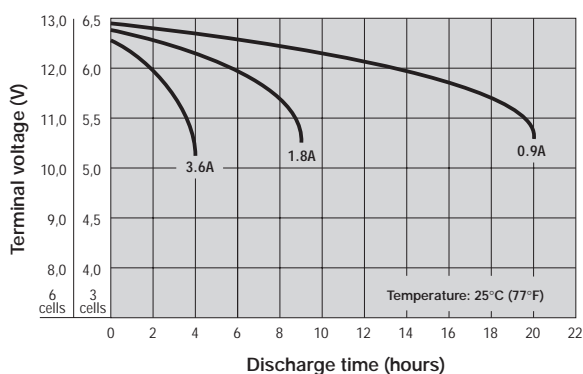
Constant Power Discharge Table (Watt)

Time	5'	10'	15'	20'	30'	45'	1h	2h	3h	5h	10h	20h
1,8V/Cell	540,3	388,6	310,2	261,0	201,1	152,1	123,6	72,7	52,4	34,3	18,9	10,3
1,75V/Cell	583,0	408,3	322,3	269,4	206,1	155,1	125,7	73,6	53,1	34,7	19,1	10,4
1,7V/Cell	628,9	429,0	334,8	278,1	211,2	158,2	127,8	74,6	53,7	35,1	19,3	10,5
1,65V/Cell	654,4	437,2	338,6	280,0	212,0	158,4	128,0	74,8	53,9	35,3	19,4	10,5
1,6V/Cell	680,8	445,5	342,3	282,0	212,7	158,7	128,2	75,0	54,1	35,4	19,5	10,5

Constant Current Discharge Table (Ampere)

Time	5'	10'	15'	20'	30'	45'	1h	2h	3h	5h	10h	20h
1,8V/Cell	54	37	29	24	18,0	13,5	10,9	6,3	4,5	2,9	1,59	0,90
1,75V/Cell	58	38	29	24	18,3	13,6	11,0	6,3	4,5	2,9	1,60	0,90
1,7V/Cell	62	40	30	25	18,6	13,8	11,0	6,4	4,6	3,0	1,62	0,92
1,65V/Cell	64	40	31	25	18,6	13,7	11,0	6,4	4,6	3,0	1,63	0,93
1,6V/Cell	67	41	31	25	18,6	13,7	11,0	6,4	4,6	3,0	1,65	0,93

Discharge time vs. discharge current



Discharge time vs. discharge current

